





2000 SERIES

BL2201

FEATURES

-  Over 8000+ combinations
-  Optional holdback
-  Cycle tested 100k+
-  Reversible on site



SPECIFICATION

Construction: Cast housing & knob with s/steel buttons

Buttons: 14 buttons; 13 coded, 1 clear

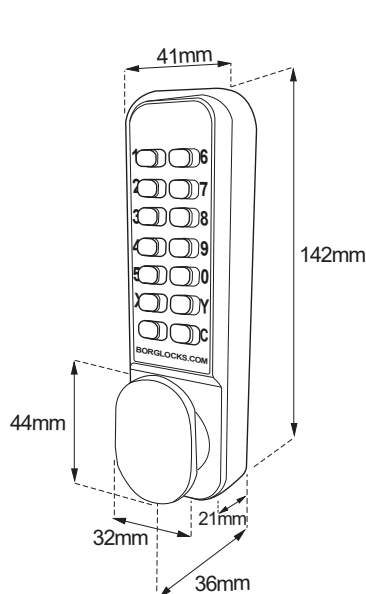
Finish: Satin Stainless

Fixings: 2 flat bladed spindles (80 & 100mm) and fixings to suit door thickness up to 54mm

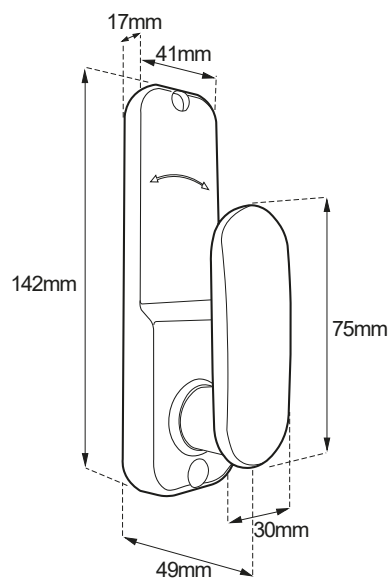
Door type: Suitable for all internal light duty doors

Deadlatch: Anti-thrust pin ensures automatic locking when the door is closed

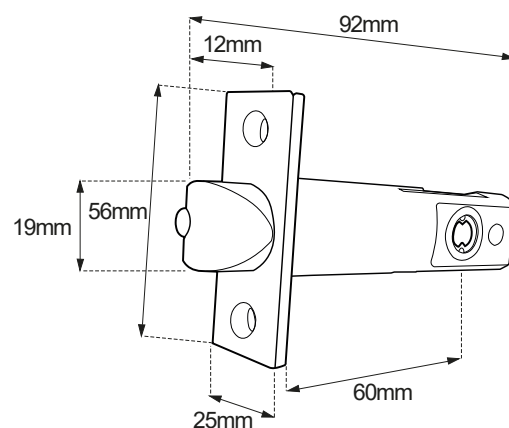
PRODUCT DIMENSIONS



BL2000 - Keypad only



BL2000 - Inside handle



60mm tubular latch - 2000 Series

WWW.BORGLOCKS.COM

1708 225700
TEL: 01708 225700

Borg Locks (UK) Ltd Unit 9 Upminster Trading Park, Warley Street, Upminster, Essex RM14 3PJ UK


Borglocks
CONTROLLING ACCESS