





# 2000 SERIES

## BL2021

### FEATURES

-  Over 8000+ combinations
-  Cycle tested 100k+
-  Reversible on site
-  Back to back keypads



### SPECIFICATION

**Construction:** Cast housing & knob with s/steel buttons

**Buttons:** 14 buttons; 13 coded, 1 clear

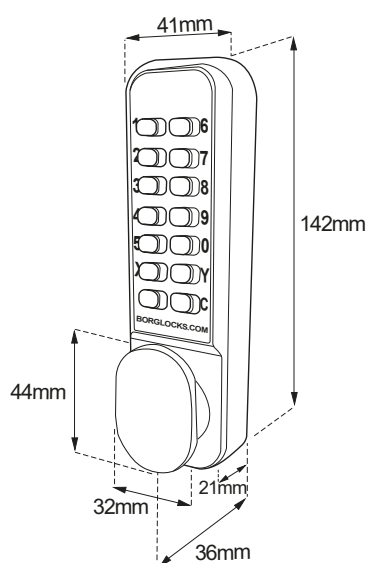
**Finish:** Satin Chrome, Polished Brass, Polished Chrome

**Fixings:** 2 flat bladed spindles (80 & 100mm) and fixings to suit door thickness up to 54mm

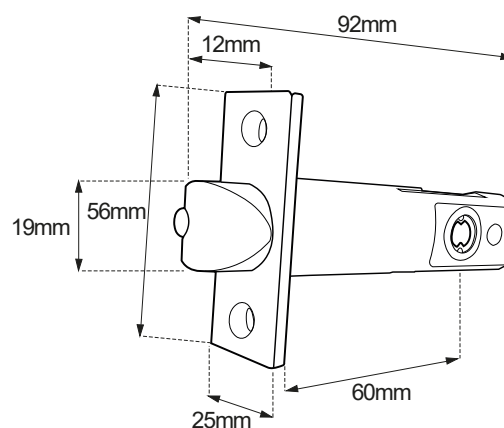
**Door type:** Suitable for all internal light duty doors

**Deadlatch:** Anti-thrust pin ensures automatic locking when the door is closed

### PRODUCT DIMENSIONS



BL2000 - Keypad only



60mm tubular latch - 2000 Series

WWW.BORGLOCKS.COM

1708 225700  
TEL: 01708 225700

Borg Locks (UK) Ltd Unit 9 Upminster Trading Park, Warley Street, Upminster, Essex RM14 3PJ UK

  
**Borglocks**  
CONTROLLING ACCESS