





**5000
SERIES**

BL5001 FT - 30/60 fire tested

FEATURES

-  Optional Free passage mode
-  FD30/ FD60 Fire tested
-  Over 1000 code combinations
-  Reversible on site
-  Free turning handle
-  Cycle tested 100k+



SPECIFICATION

Construction: Cast housing & handle with s/steel buttons

Buttons: 12 s/steel 10 x 11mm indented and engraved

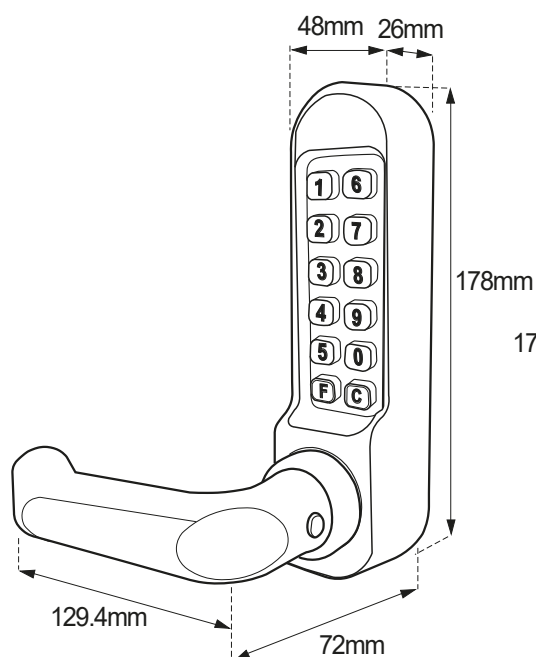
Finishes: Satin chrome (SC), satin stainless (SS), polished chrome (PC) & polished brass (PB)

Fixings: 8mm bladed spindle, and M4 s/steel fixings to suit doors up to 60mm thickness

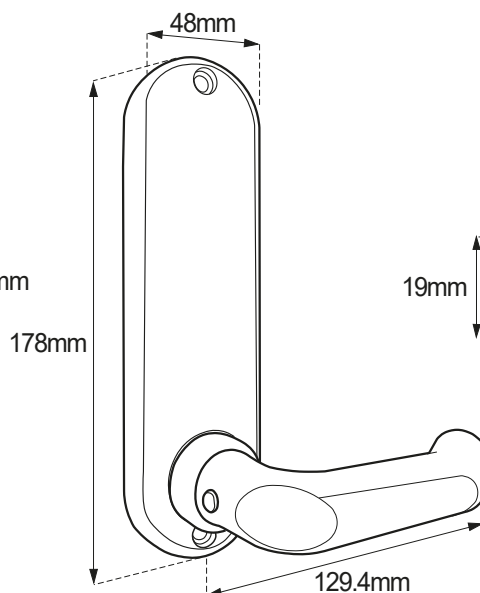
Door type: Suit timber doors both internal and sheltered external, medium heavy duty applications



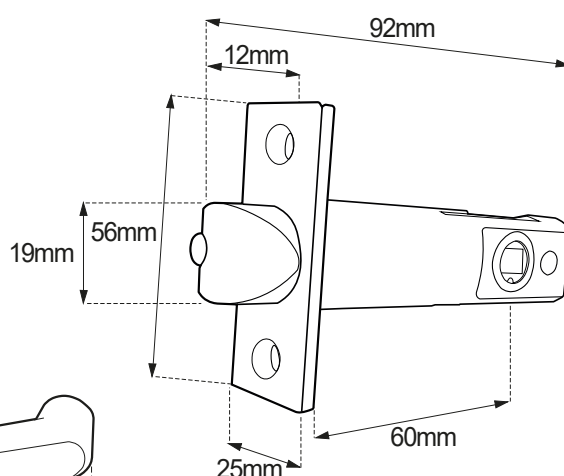
PRODUCT DIMENSIONS



BL5000 - Keypad



BL5000 - Inside handle



60mm tubular latch - 5000 Series

WWW.BORGLOCKS.COM

TEL: 01708 225700

Borg Locks (UK) Ltd Unit 9 Upminster Trading Park, Warley Street, Upminster, Essex RM14 3PJ UK


BorglocksTM
CONTROLLING ACCESS